

2017 Report Cards

MICHAEL C. RILEY ELEMENTARY

Principal: Adrienne D. Sutton

Enrollment 729

State Rating History*

Superintendent: Dr. Jeffrey Moss

Grades PK-5

Past Year's Ratings

Board Chair: Earl Campbell

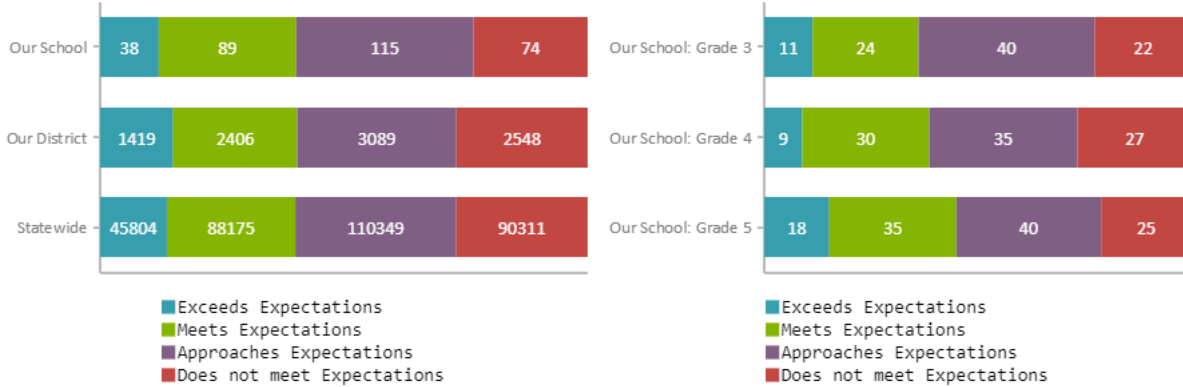
Teachers 60

2014 - Good
2013 - Good
2012 - Good

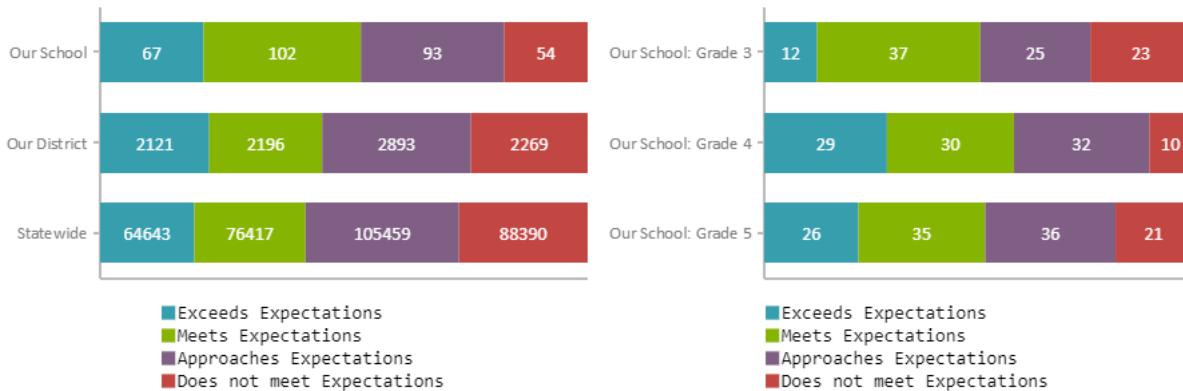
School Phone: 843-706-8300

SC READY South Carolina College-and Career-Ready Assessments

English

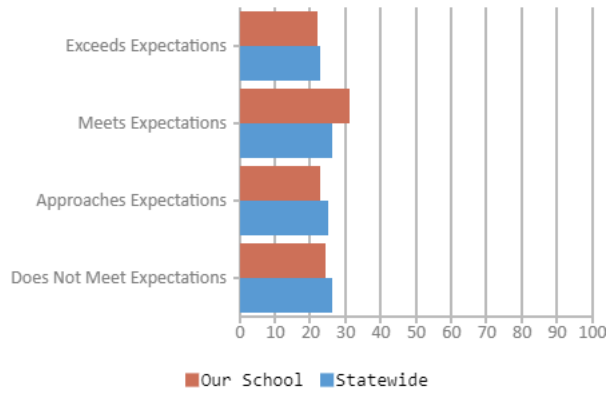


Mathematics



SCPASS

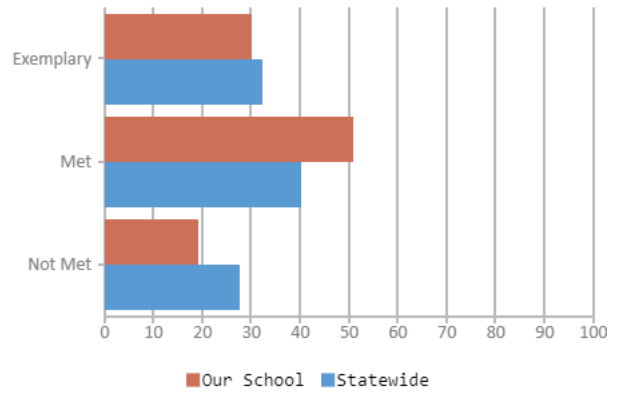
Science



Our School: Percent Met and Above for each grade level

4th Grade	5th Grade
63.4	44.1

Social Studies



Our School: Percent Met and Above for each grade level

4th Grade	5th Grade
94.1	69.5

Opportunities

For students to meet the profile of the SC Graduate

	Our School	Change from last year
Students (n = 729)		
% of students in poverty (TANF, Medicaid, SNAP, foster child or homeless)	70.3	Down from 71.9
Attendance rate	95.6	Down from 96.2
With disabilities	13.6	Down from 14.6
Out-of-school suspensions or expulsions for violent and/or criminal offenses	0.0	No change
Percentage of students served by gifted and talented program	8.9	Down from 10.0
Percentage of students retained	0.3	Down from 1.2
Teachers (n = 60)		
Percentage of teachers with advanced degrees	53.3	No change
Percentage of teachers on continuing contract	66.7	Up from 58.3
Teachers returning from previous year	81.8	Down from 83.3
Teacher attendance rate	94.2	Up from 92.7
Average teacher salary	\$49,338	Up from \$48,006
Professional development days/teacher	8.6	Down from 10.5
Percentage of teacher vacancies for more than 9 weeks	0.0	No change
School		
Principal's/Superintendent's/Director's years at school/district	8	Up from 6
Student-teacher ratio in core subjects	17.3 to 1	No change
Prime instructional time	89.6	Up from 86.8
Opportunities in the arts	Excellent	No change
AdvancEd (SACS) accreditation	Yes	No change
Parents attending conferences	100.0	No change
Character development program	Excellent	No change
Average age of books / electronic media in the school library	15.0	No change
Number of resources available per student in the school library media center	23.0	Up from 21.1
Percent of classrooms with wireless access	91-100%	No change
Percent of students served by 1:1 learning	91-100%	N/A
Number of devices dedicated for student use	710	Down from 1198
Percentage of classes not taught by highly qualified teachers	Under Revision	N/A
Dollars spent per pupil	N/AV	N/A

Percent of expenditures for instruction	N/AV	N/A
Percent of expenditures for teacher salaries	N/AV	N/A
Number of online or blended (50% online) courses offered	N/AV	N/A

Evaluations by Teachers, Students, and Parents

Evaluations by Teachers, Students, and Parents			
	Teachers	Students*	Parents*
Number of surveys returned	28	90	54
Percent satisfied with learning environment	92.9%	97.8%	92.6%
Percent satisfied with social and physical environment	92.9%	97.8%	90.4%
Percent satisfied with school-home relations	89.3%	93.3%	92.5%

*Only students at the highest elementary school grade and their parents were included.